

ebm-papst Mulfingen GmbH & Co. KG

Bachmühle 2

74673 Mulfingen

Phone: +49 7938 81-0

Fax: +49 7938 81-110

www.ebmpapst.com

info1@de.ebmpapst.com

Nominal data

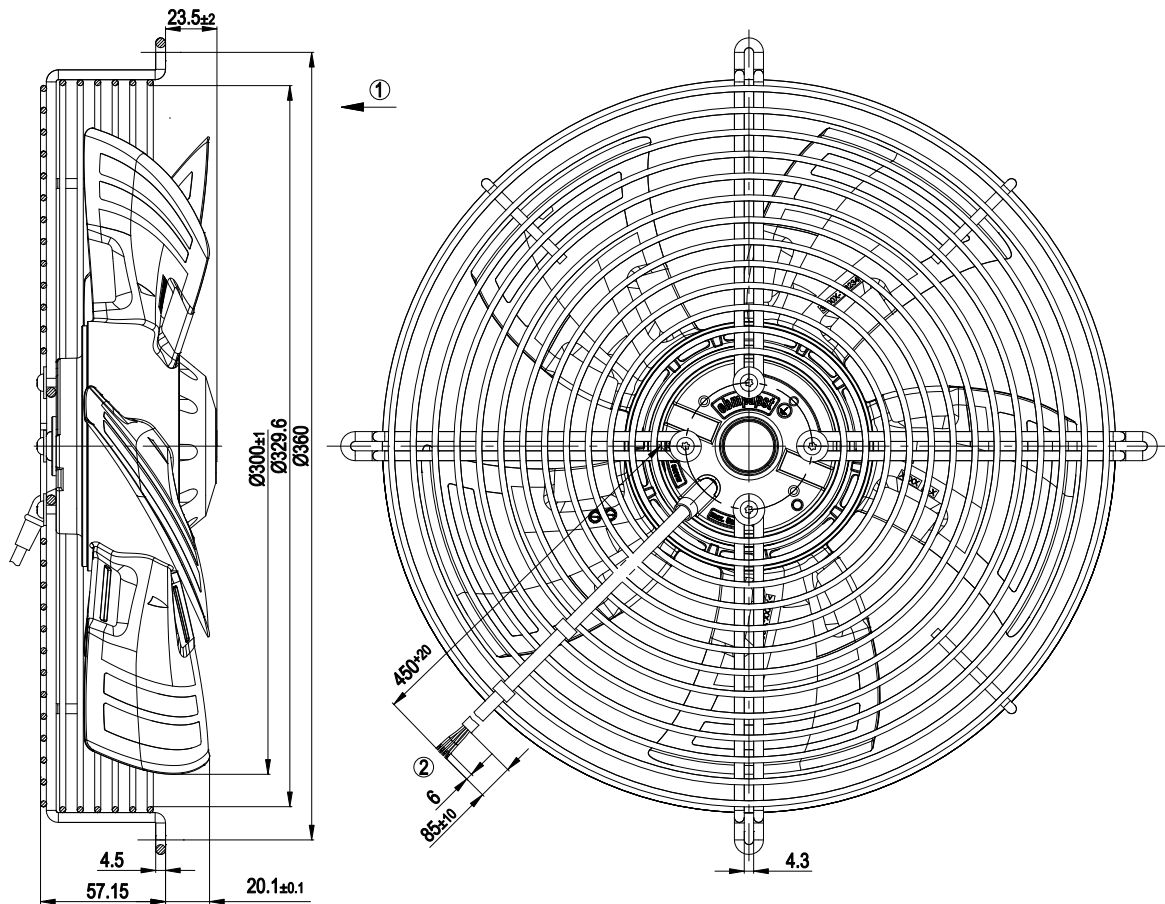
Type	S4E300-AS72-30			
Motor	M4E068-CF			
Phase		1~	1~	1~
Nominal voltage	[V]	230	230	230
Frequency	[Hz]	50	60	60
Type of data definition		rfa	rfa	rfa
Valid for approval / standard		CE	UL 2111	CE
Speed	[min ⁻¹]	1380	1590	1590
Power input	[W]	62	86	80
Current draw	[A]	0.28	0.37	0.36
Motor capacitor	[µF]	2	2	2
Capacitor voltage	[VDB]	400	400	400
Capacitor standard		P0 (CE)	UL	P0 (CE)
Max. back pressure	[Pa]	60	70	70
Max. ambient temperature	[°C]	60	60	60

ml = max. load · me = max. efficiency · rfa = running at free air · cs = customer specs · cu = customer unit
 Subject to alterations

Technical features

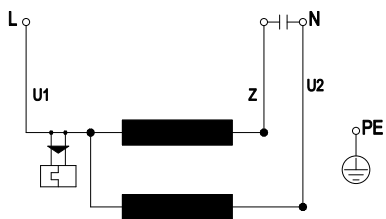
Leakage current	< 0.75 mA
Size	300 mm
Operation mode	S1
Direction of rotation	Counter-clockwise, seen on rotor
Mounting position	Any
Humidity class	F1-2
Direction of air flow	"V"
Insulation class	"B"
Cable exit	Variable
Condensate discharge holes	None
Bearing motor	Ball bearing
Mass	2.85 kg
Material of guard grille	Steel, phosphated and coated in black plastic
Motor protection	Thermal overload protector (TOP) wired internally
Product conforming to standard	CE; EN 60335-1
Surface of rotor	Coated in black
Number of blades	5
Type of protection	IP 44; Depending on installation and position
Protection class	I
Max. permissible ambient motor temp. (transp./ storage)	+ 80 °C
Min. permissible ambient motor temp. (transp./storage)	- 40 °C
Approval	GOST

Product drawing



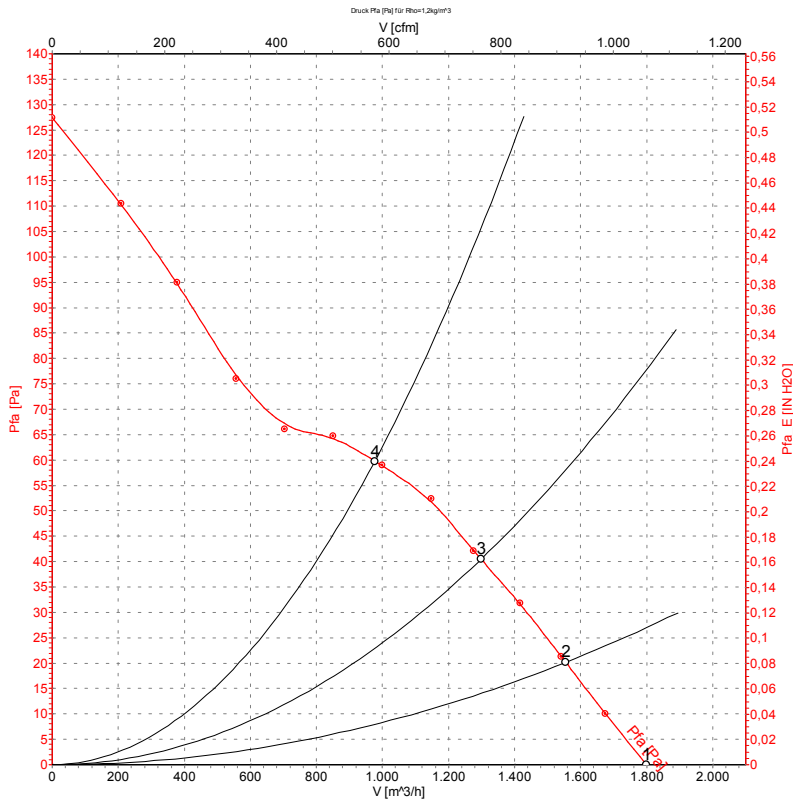
- 1 Connection line PVC 4 x 0,5 mm², 4 x brass lead tips crimped
- 2 Direction of air flow "V"

Connection screen



U1	blue	Z	brown	U2	black
PE	green/yellow				

Charts: Air flow 50 Hz

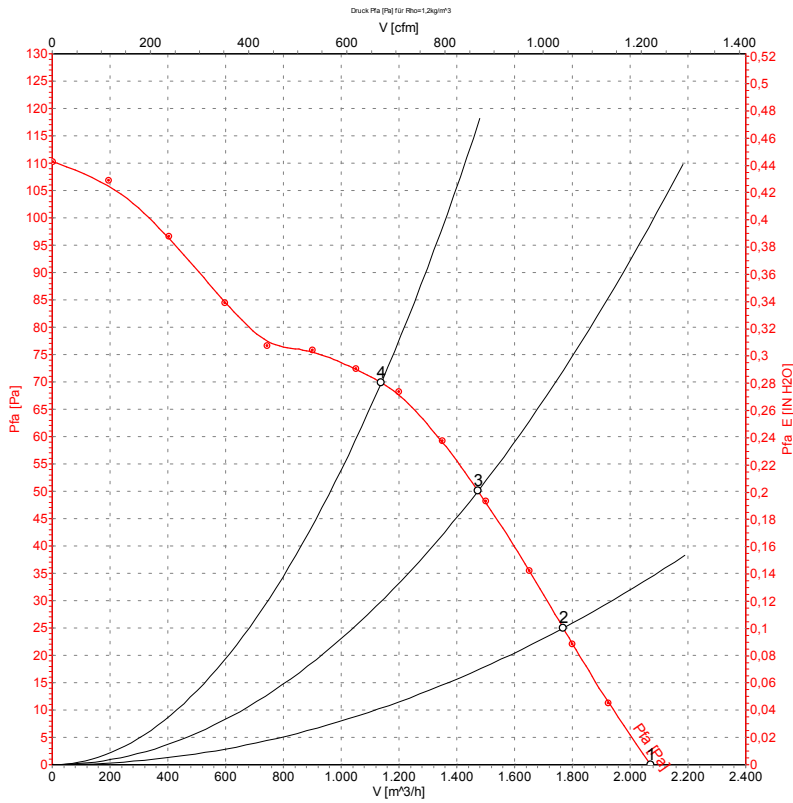


Measurement: LU-112383

Measured values

	U	f	n	P ₁	I	LpA _{ss}	LwA _{ss}	Ṃ	p _{fa}
	[V]	[Hz]	[min ⁻¹]	[W]	[A]	[dB(A)]	[dB(A)]	[m³/h]	[Pa]
1	230	50	1380	62	0.28	53	60	1800	0
2	230	50	1370	63	0.28	52	59	1555	20
3	230	50	1355	66	0.29	51	58	1300	40
4	230	50	1330	70	0.31	53	61	975	60

Charts: Air flow 60 Hz



Measurement: LU-112387

Measured values

	U	f	n	P ₁	I	LpA _{ss}	LwA _{ss}	Ṃ	p _{fa}
	[V]	[Hz]	[min ⁻¹]	[W]	[A]	[dB(A)]	[dB(A)]	[m³/h]	[Pa]
1	230	60	1590	80	0.36	56	63	2070	0
2	230	60	1555	84	0.37	55	62	1770	25
3	230	60	1525	87	0.38	54	62	1475	50
4	230	60	1475	91	0.40	55	63	1140	70