



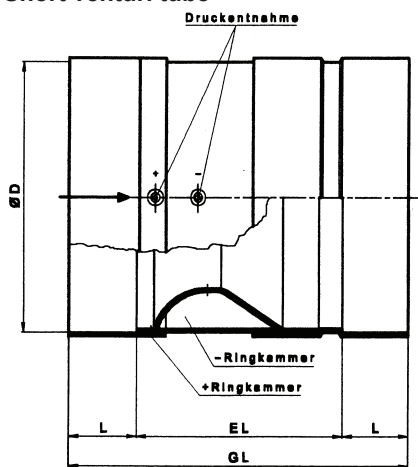
- Prefabricated venturi transitions in all diameters
- Material PPs
- Threaded or flanged version made short and long version available
- Manufactured to DIN ISO 5167
- Inexpensive local display for all ventilation applications
- Combination with our differential pressure gauges and transmitters possible

The venturi tube is a primary element for flow metering in tubings. The principle of the venturi tube allows for meterings with all media. The venturi tube described here is especially designed for air flow metering in ventilation channels. Mounting of the venturi tube in the installation has to be made using plug sockets with the corresponding lip seals. A version with flange connection can also be supplied. The venturi tube is a one-piece extruded housing made of PP. High accuracy of fit and optimum centering is guaranteed with socket or flange connection on both sides. The venturi nozzle is made with an inlet profile as per ISA according to DIN EN ISO 5167. The flow which is important and favorable for metering is achieved through the specific deformation process of the thermoplastic material. It allows for an exact fitting as well as for extremely smooth surfaces for ideal flow conditions without any costly rework.

The pressure relief valves have 4-5 individual bore holes in the cylindrical neck which open out into a ring chamber.

For further evaluation, indicators (DA2000) with a scale in m³/h or measuring transducers (DS85 or DS200) for remote transmission of the measuring signal are available. The exact design of the indicators or the measuring transducers depends on the design data which are to be clarified beforehand.

Short venturi tube



Specifications

Design: plastic tubes, grey, made of PPs, accurate of fit with thermal deformation and welding

Discharge nozzle: 8 mm ø for connection of plastic hose
Mounting: socket connection, the counterparts are equipped with the corresponding lip seals

Ambient temperature: 0...+80 °C
 Tubes with lip seals are available on request

Dimensions (mm)

DN	øD	EL	GL	L
160	160	110	190	40
200	200	110	210	50
250	250	130	230	50

When ordering, please indicate the flow direction!

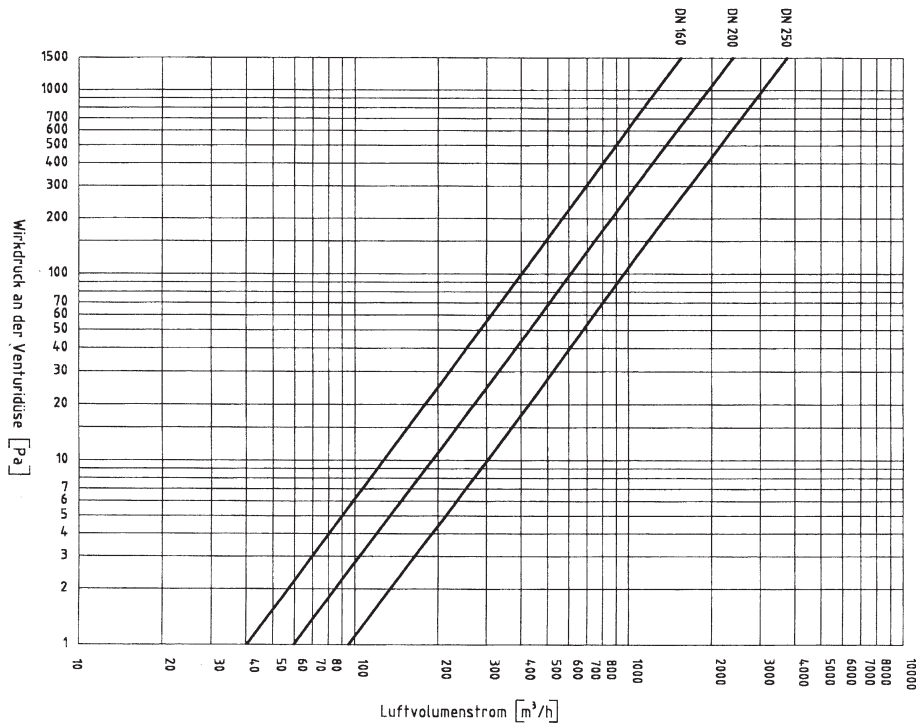
up - down / down - up
 right - left / left - right

		Item no.
Short venturi nozzle nominal size DN160		
Material plastic PPs, grey		
Socket version MVR 160-K		6370
Flange version FVR 160-K		6373
Short venturi nozzle nominal size DN200		
Material plastic PPs, grey		
Socket version MVR 200-K		6371
Flange version FVR 200-K		6374
Short venturi nozzle nominal size DN250		
Material plastic PPs, grey		
Socket version MVR 250-K		6372
Flange version FVR 250-K		6375

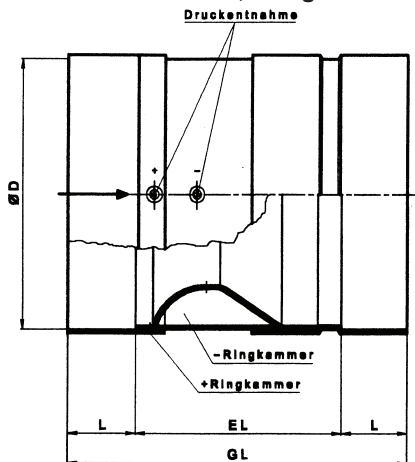
ACCESSORIES

Mounting bracket for DA2000, DS200 or DS85	6399
---	-------------

Differential pressure characteristic of the venturi



Short venturi tube, Flange version



Dimensions (mm)

$\varnothing D$	GL	$\varnothing D1$	$\varnothing K$	$\varnothing d$	Anz. $\varnothing d$	H
160	160	230	200	7	8	8
200	160	270	240	7	8	8
250	180	320	290	7	12	8

Dimensions (mm) for Socket version

DN	$\varnothing D$	EL	GL	L
110	110	190	270	40
125	125	220	300	40
140	140	240	320	40
160	160	280	360	40
180	180	300	380	40
200	200	320	420	50
225	225	380	480	50
250	250	480	580	50
280	280	440	540	50
315	315	500	600	50
355	355	550	650	40

Dimensions (mm) for Flange version

$\varnothing D$	GL	$\varnothing D1$	$\varnothing K$	$\varnothing d$	Anz. $\varnothing d$	H
110	190	170	150	7	4	8
125	220	185	165	7	8	8
140	240	200	175	7	8	8
160	280	230	200	7	8	8
180	300	250	220	7	8	8
200	320	270	240	7	8	8
225	380	295	265	7	8	8
250	480	320	290	7	12	8
280	440	360	325	9	12	10
315	500	395	350	9	12	10
355	550	435	400	9	12	10

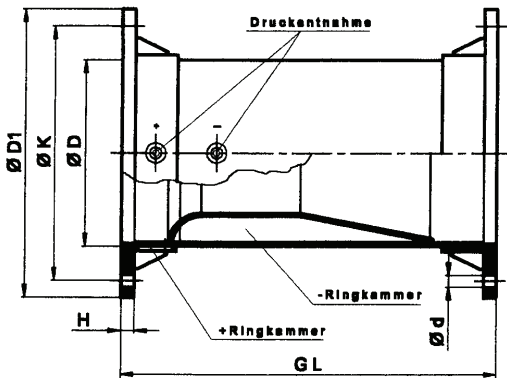
VENTURI NOZZLE MVR / FVR

for air measurement in pipelines



Venturi tube with mit DA2000

Dimension for flange version



Item no.	
Venturi nozzle, Socket version	
material plastic PPs, grey,	
MVR110, nominal diameter DN110	6376
MVR125, nominal diameter DN125	6377
MVR140, nominal diameter DN140	6378
MVR160, nominal diameter DN160	6379
MVR180, nominal diameter DN180	6380
MVR200, nominal diameter DN200	6381
MVR225, nominal diameter DN225	6382
MVR250, nominal diameter DN250	6383
MVR280, nominal diameter DN280	6384
MVR315, nominal diameter DN315	6385
MVR355, nominal diameter DN355	6386

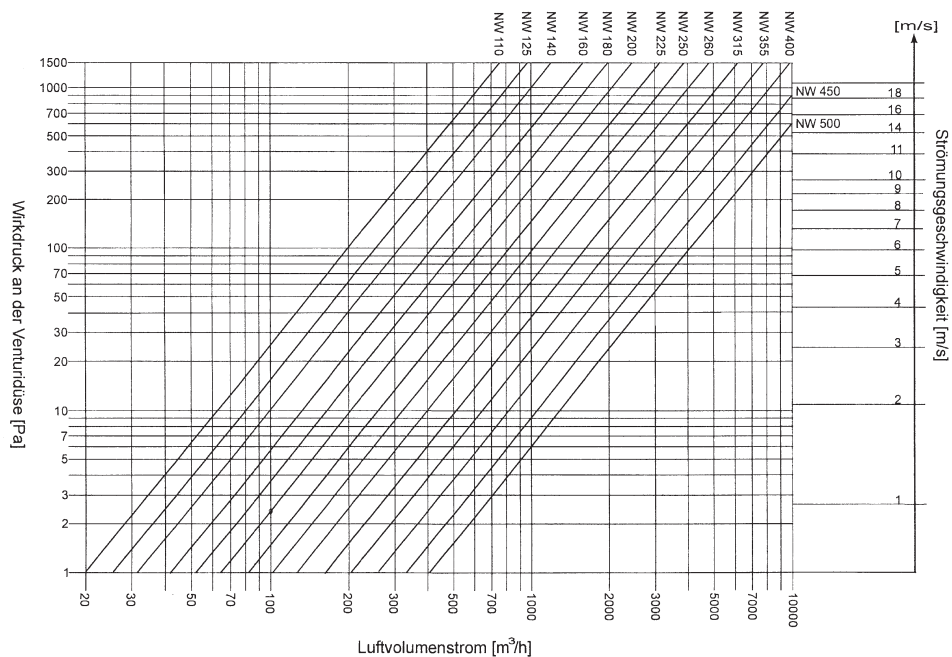
Venturi nozzle, Flange version	
material plastic PPs, grey,	
FVR110, nominal diameter DN110	6387
FVR125, nominal diameter DN125	6388
FVR140, nominal diameter DN140	6389
FVR160, nominal diameter DN160	6390
FVR180, nominal diameter DN180	6391
FVR200, nominal diameter DN200	6392
FVR225, nominal diameter DN225	6393
FVR250, nominal diameter DN250	6394
FVR280, nominal diameter DN280	6395
FVR315, nominal diameter DN315	6396
FVR355, nominal diameter DN355	6397

ACCESSORIES	
Mounting bracket for DA2000, DS200 or DS85	6399

When ordering, please indicate the flow direction!

up - down / down - up; right - left / left - right

Selection diagram for volume measurement stations with built Venturi (DIN EN ISO 5167-1), long version

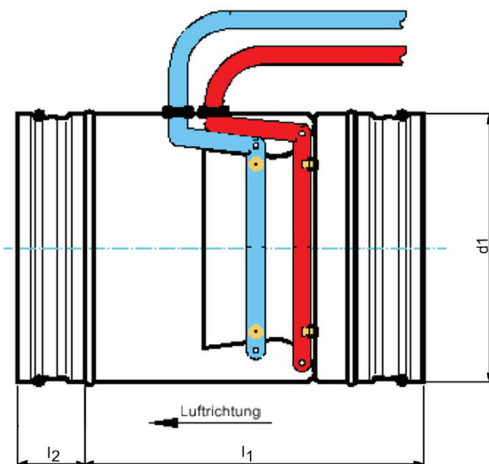


VENTURI NOZZLE VMD

for air measurement in pipelines



Muffenversion



d1 (mm)	l1 (mm)	l2 (mm)
100	140	40
125	145	40
140	150	40
150	155	40
160	160	40
180	165	40
200	175	40
224	190	40
250	200	60
280	210	60
300	220	60
315	225	60
355	240	60
400	260	60

Item no.	
Venturi nozzle, Socket version	
Material galvanized steel	
VMD100, nominal diameter DN110	6450
VMD125, nominal diameter DN125	6451
VMD140, nominal diameter DN140	6452
VMD150, nominal diameter DN150	6453
VMD160, nominal diameter DN160	6454
VMD180, nominal diameter DN180	6455
VMD200, nominal diameter DN200	6456
VMD224, nominal diameter DN224	6457
VMD250, nominal diameter DN250	6458
VMD280, nominal diameter DN280	6459
VMD300, nominal diameter DN300	6460
VMD315, nominal diameter DN315	6461
VMD355, nominal diameter DN355	6462
VMD400, nominal diameter DN400	6463
ACCESSORIES	
Mounting bracket for DA2000, DS200 or DS85	6399

When ordering, please indicate the flow direction!

up - down / down - up; right - left / left - right

$$V = c * \sqrt{\Delta p}$$

$$\Delta p = (V/c)^2$$

V = volume flow
c = diameter-dependent constant
 Δp = differential pressure

DN	C
100	16
125	26
140	33
150	33
160	44
180	56
200	71
224	90
250	120
280	136
300	136
315	170
355	220
400	271